

Ceiling Hanger Type LB / LBS

Single and Double Deflection Rubber

APPLICATION

Typically used for suspended architectural ceilings, where a low cost, low deflection and light duty hanger is required for the effective isolation of noise and vibration from the levels above and below the ceiling.

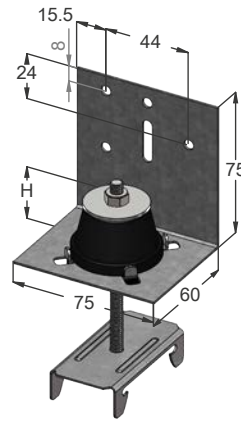
The LB/LBS Bracket is designed for fixing to the side of joists and is available in a full height (LB) and short height (LBS) version. The LBS version is typically used for Hyspan beams.

FEATURES

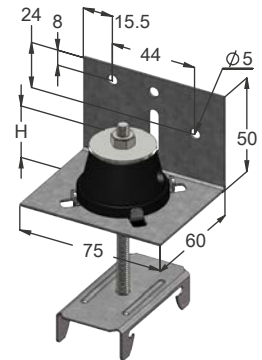
- Static deflection ranges from 5mm to 8mm in single deflection (CHE, RHE) or double deflection (RHDE)
- Uses blue CHE, RHE, or RHDE rubber element to support up to 17kg
- Sturdy galvanised steel bracket, with a shorter LBS option available
- If mechanical or fire damage occurs, metal plates in the hanger element interlock so that complete loss of support is less likely

SPECIAL FEATURES

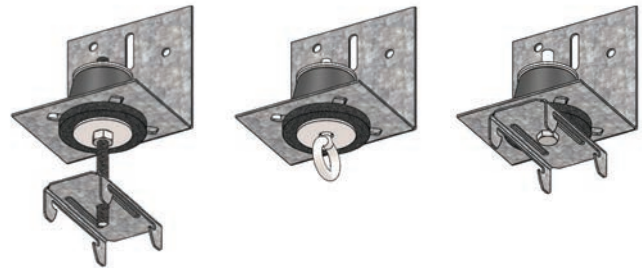
The element can be permanently fastened into the cage using a rebound washer to minimise the risk of misalignment if ceiling panels are lifted for entry into service space.



LB DIMENSIONS



LBS DIMENSIONS



B *

C

H

CONNECTION OPTIONS

* Rod and furring channel clip not included for B connection

LB PRODUCT GUIDE

Bracket	Rubber Element	Rubber Element Colour	Max Load kg	Dynamic Factor	Static Deflection mm		Height Rubber Element mm	
					CHE, RHE	RHDE	CHE, RHE	RHDE
LB, LBS	CHE, RHE, RHDE	Blue	17	1.0	5	8	31	38

DYNAMIC CHARACTERISTICS

Rubber mounts differ from spring mounts in that the natural frequency is a function not only of deflection, but also of the rubber hardness (durometer), an indication of rubber's damping capabilities.

The natural frequency is usually greater than indicated by static deflection alone. For effective assessment of natural frequency, multiply natural frequency obtained from static deflection by the dynamic factor given in the table.

PERFORMANCE CHARACTERISTICS

Axial loads: Load deflection is close to linear from 10% to 100% load.

Creep: Maximum 4% deflection per decade of time (ref 1 minute).

HANGER SELECTION

When selecting hangers, it is recommended that the calculated mass of the ceiling is overestimated by 10-20% to avoid overloading of any element. If maximum rated deflections are required, then ceiling should be weighed and an accurate assessment of loads made.

INSTALLATION

1. Use a laser level to determine the height that the bracket should be installed.
2. Grid pattern to be determined depending on the actual point load of the ceiling to be installed.
3. Secure the hanger to the timber joists through the holes in the vertical face.
4. Attach the relevant connection.



LB-RHE-C-BLUE INSTALLATION

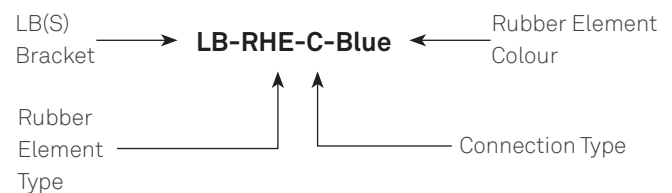
TECHNICAL ASSISTANCE

All Embelton offices can provide detailed technical assistance on the use of this product in specific applications.

CONDITIONS OF SALE

These products are sold subject to the published Embelton General Conditions of Sale, copies of which may be inspected on request.

ORDERING INFORMATION (EXAMPLE)



SPECIFICATION

Ceiling hangers shall have an active rubber element colour coded for easy identification of load capacity, with a deflection under rated load of 5mm, and incorporating a steel plate completely embedded in the elastomer, which interlocks in the event of fire or mechanical damage. They shall be type LB/LBS, as supplied by Embelton.